

SECTION-1



ଓଡ଼ିଶା ବିଦ୍ୟୁତ ଶକ୍ତି ସଂଚାରଣ ନିଗମ ଲିଡ.  
ODISHA POWER TRANSMISSION CORPORATION LTD.

(A Government of Odisha under taking)

Regd. Office: Janpath, Bhubaneswar-751022, Odisha

OFFICE OF THE DEPUTY GENERAL MANAGER (ELECT.)

EHT (O&M) DIVISION: BARPALI,

AT- 220/132/33KV GRID SUB-STATION, BARGARH NEW, PO - BUDAPALI

DIST.: BARGARH - 768032

e-mail: ehtm.div.brpalii@optcl.co.in

**OPEN TENDER CALL NOTICE NO. 01/ 2022-23**

The tender specification can be obtained from the office of The D.G.M. E.H.T. (O&M) Division, Barpali on payment of Rs. 2000/- (Two Thousand only) + GST @ 18% (Non Refundable) i.e Rs. 2,360.00 in shape of Cash/Bank Draft in favor of EHT O&M Division OPTCL Barpali payable at Barpali, Bargarh on (During Office hour) from Dt.16.06.2022 to 02.07.2022. In case the B.D made any other nationalized bank payable at any clearing branch at Barpali will be allowed, But the bidders have to deposit the collection fee (Bank transaction fee) along with the paper cost. The collection fee & Paper cost is Non-refundable. Additional amount of Rs.100/- (One Hundred only) may be paid extra for postal delivery of the tender specification. The undersigned shall not be held responsible for any postal delay.

The Tender shall be received Up to 13.00 Hr of dated 04.07.2022 & will be opened at 15.00 Hr. on Dt.04.07.2022 in the Office of the undersigned in the presence of the Bidders (or) their Authorized Representatives present if any. If any of the above date happens to be a holiday, the next working day will be the corresponding effective date. One Tender paper shall be issued to one Bidder. E.M.D @ 1% of the estimated value i.e Rs. 4,305.00 should be deposited in shape of Demand Draft / Cash in favour of E.H.T. O&M Division OPTCL Barpali & payable at "Union Bank", Barpali Branch along with Self Attested Copy of PAN Card and GST Registration Certificate failing which the tender will be liable for rejection.

The bidder should superscribe only the "Tender Call Notice No. & Date of Opening of the tender on the body of the Sealed Envelope". Bidder should not write their name or any other information on the body of the sealed envelope. Super scribing any other information on the body of the envelop. Conditional tender, Incomplete tender, Telegraphic / Fax / E-mail (etc.) Tenders & Tenders not accompanied with requisite amount of E.M.D. will be rejected. The authority reserves all rights to reject any, all or part of the Tender, alter/modify the requirement/ delete any part of the tender without assigning any reason thereof.

**N.B:- Tender Paper must be purchased from this office only within stipulated period. No other mode like downloaded paper from website will be accepted.**

  
DEPUTY GENERAL MANAGER  
E.H.T. (O&M) Division, Barpali

Energy is precious. Save it.

## SECTION-IV

### TECHNICAL SPECIFICATION FOR SUPPLY OF 01 NO. BAY MARSHALLING KIOSK, 01 NO. SWITCHYARD AC CONSOLE FOR SWITCHYARD LIGHTING AND 02 NO CT CONSOLE BOX FOR CONSTRUCTION OF 3<sup>RD</sup> TRANSFORMER BAY AT 132/33KV GRID SUB-STATION, BARPALI.

#### ESTIMATE FOR 33 KV SWITCH YARD BMK (1 No.)

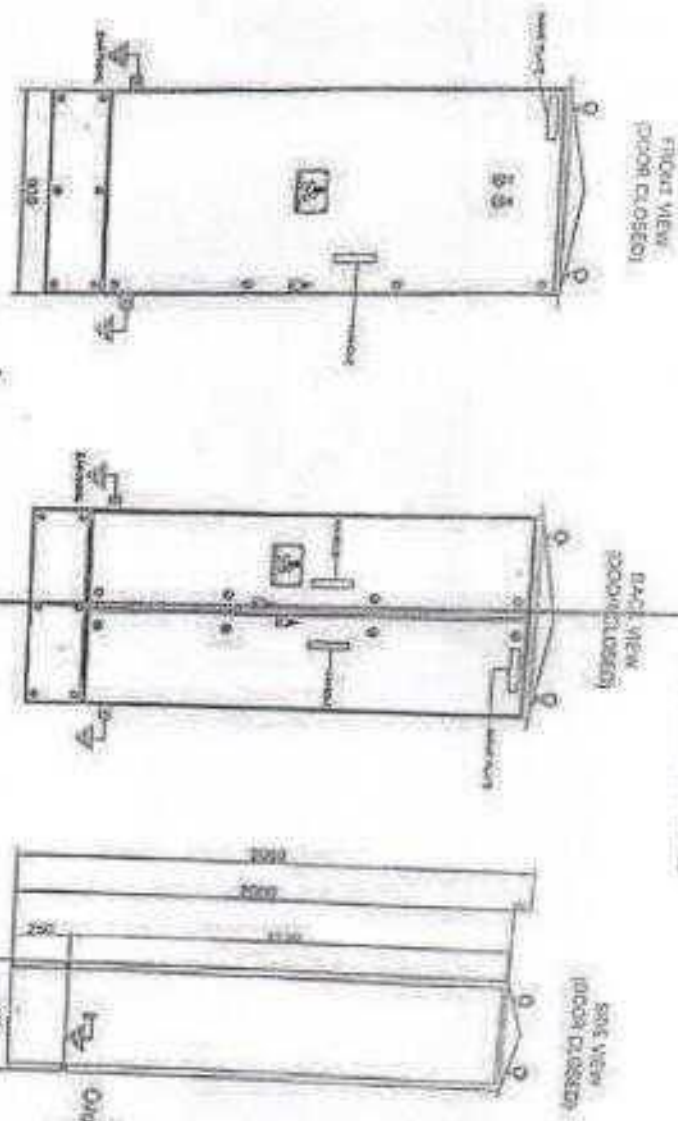
**Specification of 33 KV BMK (One No.):**- The BMK shall be fabricated with 2 mm CR sheet steel,dust & Vermin proof duly painted with powder coated Siemens grey colour with two nos. Of 75x40x5mm MS channel welded at the bottom and suitable size of detachable gland plates provided at bottom for entry-exit of cables.Panel must have both front and rear doors( hinged,gasketise & locking arrangement to be provided )with two nos. of Eye bolt to be provided on top for lifting the panel. 30x5mm GI strip to be provided as earth bus bar with extension of minimum 50mm from the pannel The bus bar( Aluminium) should not be less than 30x10mm, to be mounted on DMC insulator and to be covered with heat shrinkable PVC colour sleeveings i.e Red, Yellow ,Blue & Black for neutral. All wirings should be made of pvc copper flexible wire as per the current rating of switches .Following materials should be mounted on channel inside ACDB panel & completely factory wired.

| SL. NO. | DESCRIPTION                   | UNIT  | QNTY |
|---------|-------------------------------|-------|------|
| 1       | 63A TPN MCCB WITH SPREADER    | NO    | 2    |
| 2       | 30X10 mm ALU BUSBAR           | KG    | 4    |
| 4       | 32ATPN MCB                    | NO    | 32   |
| 5       | 16ASPN MCB                    | NO    | 12   |
| 6       | SHEET STEEL,FAB. POWDER PAINT | SQ.MT | 15   |
| 7       | FASTNERS                      | L.S   | L.S  |
| 8       | BUSBAR INSULATOR              | NOS   | 8    |
| 9       | BUS BAR SLEEVES               | L.S   | L.S  |
| 10      | WIRE & SOCKET                 | NOS   | 40   |
| 11      | DOOR HINGES WITH LOCK & KEY   | L.S   | L.S  |
| 12      | DOOR GASKET                   | MTR   | 22   |
| 13      | WIRING CHARGES                | L.S   | L.S  |
| 14      | BASE CHANEL                   | NO    | 1    |





OUTDOOR FLOOR HEATING TYPE GAS WALL GAS BOILER



**APPROVED**

Sr. G.M. (Design) Zone-1  
 OPTCL, Guwahati  
*[Signature]*

**CHECKED**

Deputy Manager (Design)  
 Sr. G.M. (Constn.) Zone-1  
 OPTCL, Guwahati  
*[Signature]*

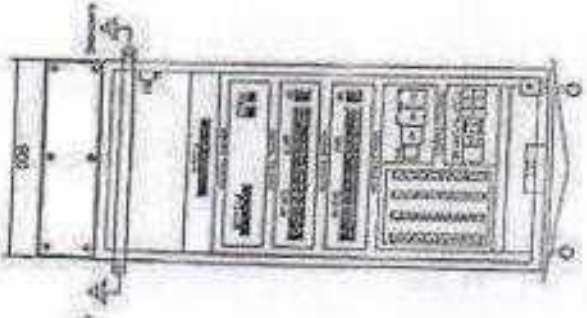


|   |   |
|---|---|
| <b>NAME OF CUSTOMER/CLIENT:</b><br>For Construction of 2 X 20 RWA, 12003, IV Circle<br>Site Area Associated 13300 SQ. FT. AT<br>GURDWARASINGH   |   |
| <b>NAME OF CONTACT:</b><br>M/S. AK DAS ASSOCIATES (PVT) LTD. BRUNSWICK  |   |
| <b>PROJECT:</b><br>For Construction of 2 X 20 RWA, 12003, IV Circle<br>Site Area Associated 13300 SQ. FT. AT<br>GURDWARASINGH   | <b>DA NO:</b><br>Sr. G.M. (Constn.) Zone-1<br>OPTCL, Guwahati<br>20.11.2017 |
| <b>NAME OF MANUFACTURER:</b><br>TECHNICAL ENTERPRISES<br>4-BLOCK INDUSTRIAL ESTATE<br>JALPAIGURI DISTRICT<br>(W.B.) INDIA<br>Tel: 0351-2522222<br>Fax: 0351-2522222<br>E-mail: info@technicalenterprises.com<br>www.technicalenterprises.com<br>A unit not certified as third party<br>third party inspection as required |   |
| TITLE:<br>No. of sheets: 01/01  | DRAWN BY:<br>TENDON/STN/20  |
| CHECKED BY:<br>SGT/STN/20   | DATE:<br>20/11/2017   |

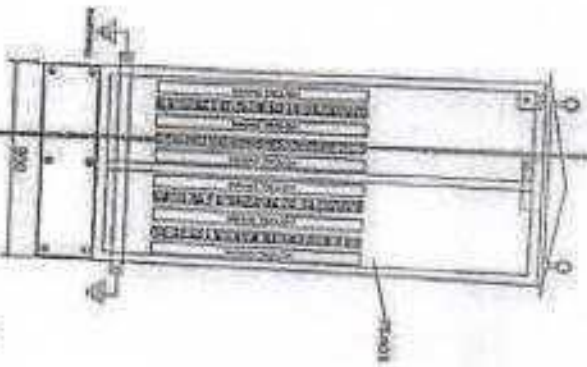




FRONT VIEW  
(INDICATE POSITION)



BACK VIEW  
(INDICATE POSITION)



APPROVED

Sr. G.M. (Control) Control  
OPCL, Bhubaneswar

CHECKED

22/09/20  
Deputy Manager (Tech.)  
O/o Sr. G.M. (Control) Zone-4,  
OPCL, Bhubaneswar



NAME OF CUSTOMER/CLIENT:

NAME OF CONTRACTOR:

PROJECT:

BOARD:

NAME OF MANUFACTURER:

TECHNOCRAT ENTERPRISES  
INDUSTRIAL ESTABLISHMENT  
JALAPUR, CUTTACK  
Distt. & Sd. Panchajanya  
This statement is the property of TECHNOCRAT  
ENTERPRISES and shall not be copied or used without  
the permission of the company.

|        |        |             |        |
|--------|--------|-------------|--------|
| TITLE: |        | DRAWING NO. |        |
| SCALE: |        | DATE:       |        |
| DATE:  | SCALE: | DATE:       | SCALE: |

## ESTIMATE FOR AC CONSOLE BOX FOR SWITCH YARD LIGHTING (1 No.)

**Specification of AC Console for Lighting (One No.):**- The BMK shall be fabricated with 2 mm CR sheet steel,dust & Vermin proof duly painted with powder coated Siemens grey colour with two nos. Of 75x40x5mm MS channel welded at the bottom and suitable size of detachable gland plates provided at bottom for entry-exit of cables.They shall be provided with front door middle opening ( hinged,gasketise & locking arrangement to be provided )with two nos. of Eye bolt to be provided on top for lifting the panel. 30x5mm GI strip to be provided as earth bus bar with extension of minimum 50mm from the pannel The bus bar(Copper) should not be less than 12X6mm, to be mounted on DMC insulator and to be covered with heat shrinkable PVC colour sleeveings i.e Red, Yellow ,Blue & Black for neutral. All wirings should be made of pvc copper flexible wire as per the current rating of switches .Following materials should be mounted on channel inside ACDB panel & completely factory wired.

| SL. NO. | DESCRIPTION                   | UNIT  | QNTY |
|---------|-------------------------------|-------|------|
| 1       | 63A TPN MCCB WITH SPREADER    | NO    | 2    |
| 2       | 12X6 mm CU BUSBAR             | KG    | 1.5  |
| 4       | 32ATPN MCB                    | NO    | 8    |
| 5       | 16ASPN MCB                    | NO    | 8    |
| 6       | SHEET STEEL,FAB. POWDER PAINT | SQ.MT | 4    |
| 7       | FASTNERS                      | L.S   | L.S  |
| 8       | BUSBAR INSULATOR              | NOS   | 8    |
| 9       | BUS BAR SLEEVES               | L.S   | L.S  |
| 10      | WIRE & SOCKET                 | NOS   | 20   |
| 11      | DOOR HINGES WITH LOCK & KEY   | L.S   | L.S  |
| 12      | DOOR GASKET                   | MTR   | 22   |
| 13      | WIRING CHARGES                | L.S   | L.S  |
| 14      | BASE CHANEL                   | NO    | 1    |

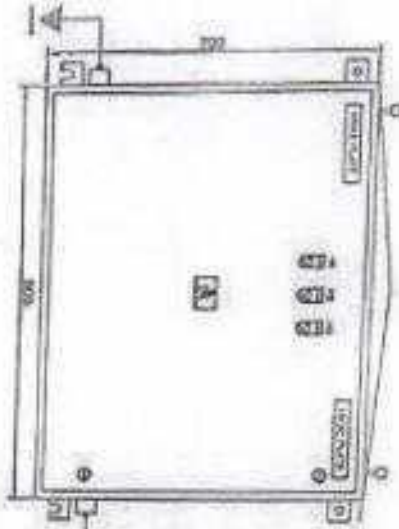
*[Handwritten Signature]*



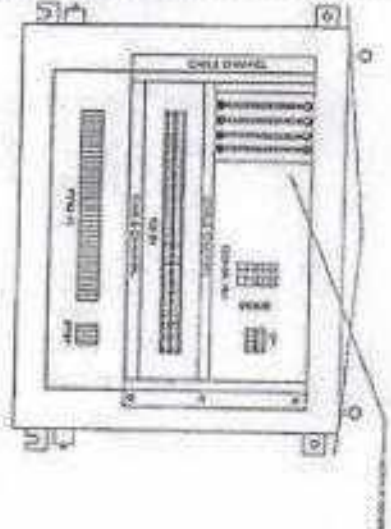


G.A. DRAWING OF SWITCHYARD AC CONSOLE FOR LIGHTING

FRONT VIEW (DOOR CLOSED)



FRONT VIEW (DOOR OPENED)



SIDE VIEW



APPROVED

Sr. G.A. (Constn.)  
OPDL, Bhubaneswar

CHECKED

Deputy Manager (Elect.)  
O/o. Sr. G.M. (Constn.) Zone-I,  
OPDL, Bhubaneswar



|  |  |   |  |
|--|--|---|--|
| <b>NAME OF CUSTOMER/CLIENT:</b><br>OODRA PROJECT TRANSMISSION CORPORATION, LIMITED   |  | <b>NAME OF CONTRACTOR:</b><br>A.K. DAS ASSOCIATES LIMITED, BALASORE   |  |
| <b>PROJECT:</b><br>Construction of 2 X 20 MW, 33KV BY GRID<br>S/S AND ASSOCIATED 13KV/21KV AT<br>GUDAYAGOR   |  | <b>L.O.A. NO.:</b><br>21. G.A. (Constn.) Tender-Constn. (P.H.O.-182215<br>-17. G.J. (Constn.) 4/12/16/7387 (Supply)<br>Dtd 21/06/2017 |  |
| <b>NAME OF MANUFACTURER:</b><br>TECHNICAL CORPORATION<br>5, VIVEK NAGAR, ATMA<br>ADVANVED ZONE<br>GATE NO. 1, BALASORE<br>Dist. Balasore, Orissa<br>Pin-751001<br>Tel: 0674222222<br>Fax: 0674222222<br>E-mail: info@techcorp.in<br>Website: www.techcorp.in |  | <b>TITLE:</b><br>S.A. DRG OF SWITCHYARD AC<br>CONSOLE FOR LIGHTING  |  |
| This drawing is the property of Manufacturer<br>and must not be copied or used without<br>their permission in writing  |  | <b>DATE:</b><br>12/06/2017  |  |

### ESTIMATE FOR 132KV CT CONSOLE BOX (1 No.)

#### 132KV CT Console box (One No.):-

Each Panel shall be fabricated with 2mm CR sheet steel, dust & vermin proof duly painted with powder coated siemens grey colour. Console Box size(LXBXH): (550mmX180mmX500mm) having 4 Nos of 300mm length vertical Channel each having 15 Nos. of disconnecting type L-Mark TB. They shall be provided with front door middle opening. Suitable size of detachable gland plates are to be provided at bottom of the panel. Doors to be hinged, gasketed & locking arrangement shall be provided. Following materials should be mounted on one no. of CT panel & completely factory wired.

| SL. NO. | DESCRIPTION                   | UNIT  | QNTY |
|---------|-------------------------------|-------|------|
| 1       | SHEET STEEL,FAB. POWDER PAINT | SQ.MT | 1.6  |
| 2       | DISCONNECTING TYPE L-MARK TB  | NO    | 60   |
| 3       | FASTNERS                      | L.S.  | L.S  |
| 4       | DOOR HINGES WITH LOCK & KEY   | L.S.  | L.S  |
| 5       | DOOR GASKET                   | MTR   | 2    |
| 6       | WIRING CHARGES                | L.S   | L.S  |
| 7       | BASE CHANEL                   | NO    | 1    |

**ESTIMATE FOR 33KV CT CONSOLE BOX (01 No.)**


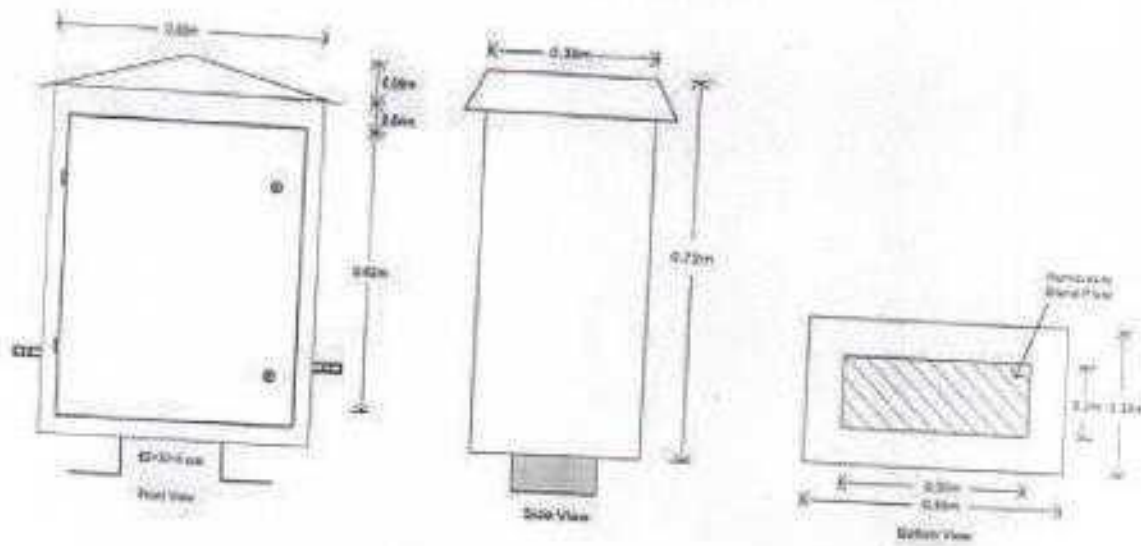
**33KV CT Console box(one no):-**

Each Panel shall be fabricated with 2mm CR sheet steel, dust & vermin proof duly painted with powder coated siemens grey colour. Console Box size(LXBXH): (500mmX180mmX500mm) having 3 Nos of 300mm length vertical Channel each having 15 Nos. of disconnecting type L-Mark TB. They shall be provided with front door middle opening. Suitable size of detachable gland plates are to be provided at bottom of the panel. Doors to be hinged ,gasketed & locking arrangement shall be provided.Following materials should be mounted on one no. of CT panel & completely factory wired.

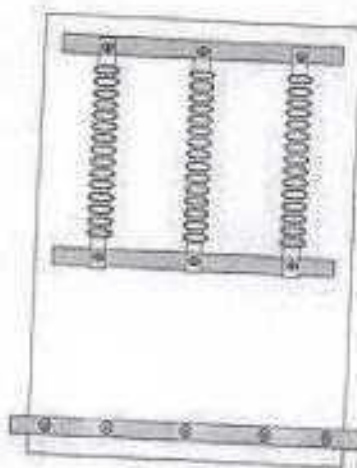
| SL. NO. | DESCRIPTION                   | UNIT  | QNTY |
|---------|-------------------------------|-------|------|
| 1       | SHEET STEEL,FAB. POWDER PAINT | SQ.MT | 1.6  |
| 2       | DISCONNECTING TYPE L-MARK TB  | NO    | 45   |
| 3       | FASTNERS                      | L.S   | L.S  |
| 4       | DOOR HINGES WITH LOCK & KEY   | L.S   | L.S  |
| 5       | DOOR GASKET                   | MTR   | 2    |
| 6       | WIRING CHARGES                | L.S   | L.S  |
| 7       | BASE CHANEL                   | NO    | 1    |



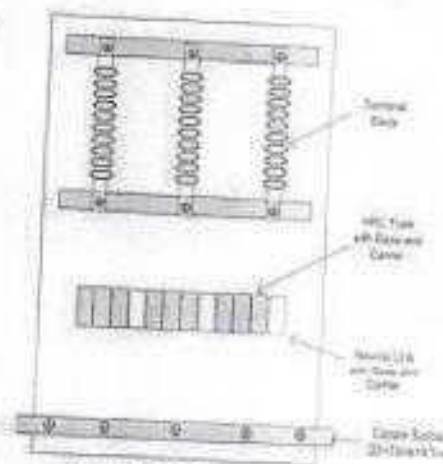




132 KV CT Console Base  
TB-72 Nos (24x3)



33 KV CT Console Base  
TB-45 Nos (15x3)



132 & 33 KV CT/PT Console Base  
TB-30 Nos (10x3)  
1) 25A, 120V AC Phase 09V/3  
2) 20A, 250V AC Neutral 136  
Base with Carrier 23 Nos.